




A satellite image of a hurricane over the Gulf of Mexico. The hurricane's eye is visible in the center, surrounded by dense, swirling white clouds. A faint outline of the Gulf of Mexico coastline is overlaid on the image. The text is superimposed on the hurricane's cloud structure.

***IVAN & KATRINA
IN CONTEXT:***


**DISASTER HISTORY,
IMPACTS AND MYTHS**

**LEW TOULMIN
2007**

WE WILL COVER THREE TOPICS:

-  **HISTORY & IMPACTS
OF DISASTERS**
-  **WHO RESPONDS?**
-  **TEN DISASTER
MYTHS**





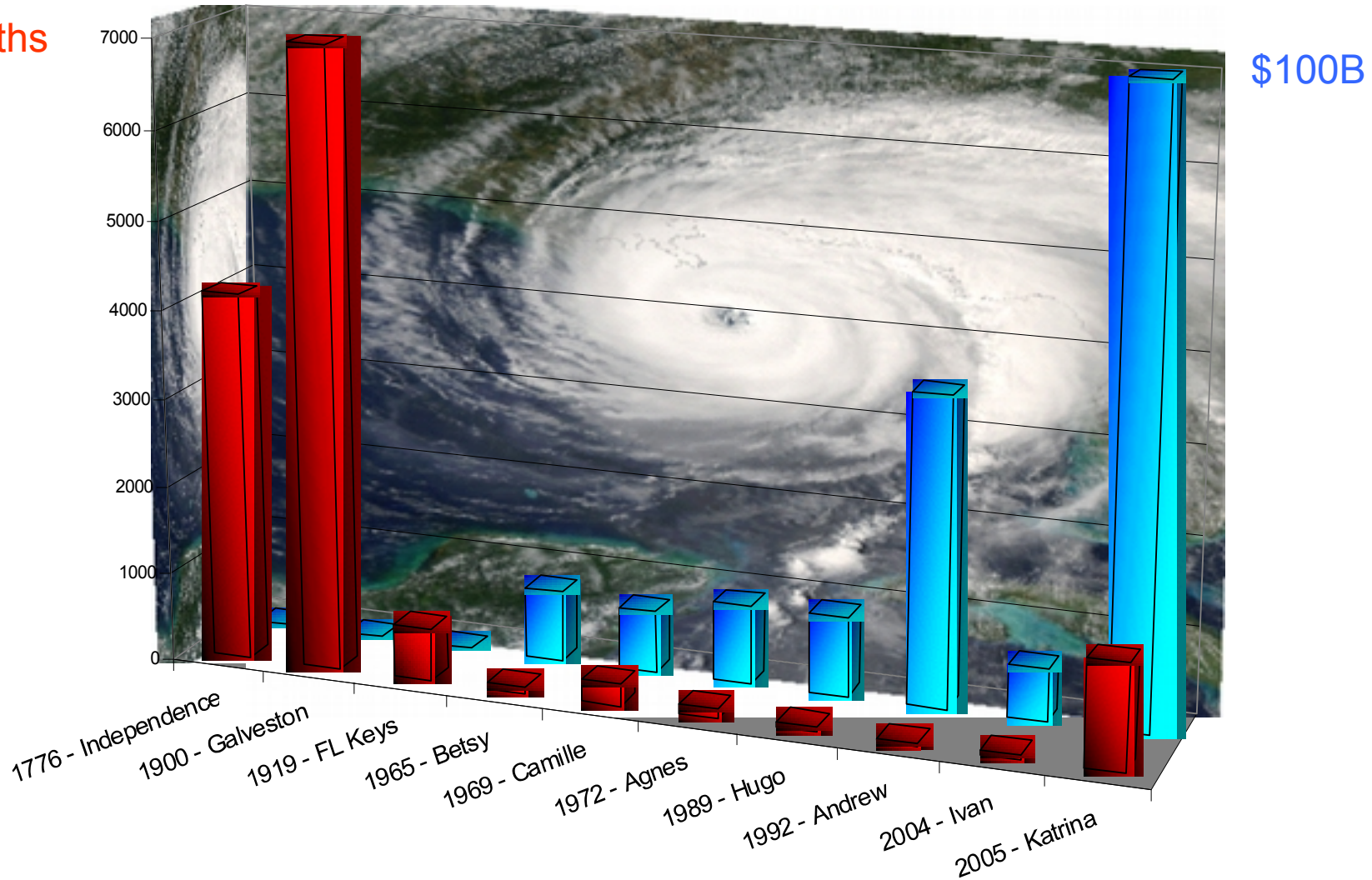
HISTORY & IMPACTS OF DISASTERS

World's Worst Disasters by Type


Type	Date	Location	Deaths
Disease: Black Death	1348-50	Europe	75 M; ½ pop.?
Disease: Plague of Justinian	541-2	Europe	25-30M; ¼ pop.?
Famine	1959-61	N. China	30 M
Disease: Influenza	1917	Worldwide	22 M
Floods	1931	China, Huang He River	3.7 M
Cyclone/hurricane	1970	Bangladesh	1 M
Earthquake	1556	China, Shaanxi	830,000
Tsunami	2004	Indian Ocean	180,000
Shipwreck	1945	Baltic, <i>Wilhelm Gustloff</i> torpedoed	7,700
Fire	1845	Canton, China theatre	1,670
Explosion	1917	Halifax, NS	1,654
Airplane crash	1977	Tenerife, Canaries; two 747s collided	582
Tornados	1936	MS/GA	455

Death & Damage Caused by Selected US Hurricanes

Deaths



of FEMA Disaster Declarations by Decade is On the Rise





WHO RESPONDS?

Important disaster responders no-one ever hears about



USAID
FROM THE AMERICAN PEOPLE



Mennonite Disaster Services

Southern Baptist Disaster Relief

Catholic Charities



**THE HUMANE SOCIETY
OF THE UNITED STATES**





TEN MAJOR MYTHS OF DISASTERS

Myth #1: Government officials will arrive and save the victims



So who is saving these many victims?



First responders will not save you

1 firefighter per 280 people

1 million firefighters – 750,000 volunteer

1 sworn officer per 385 people

436,000 sworn law enforcement personnel

291,000 sworn sheriff's office personnel

1 EMT/paramedic per 325 people

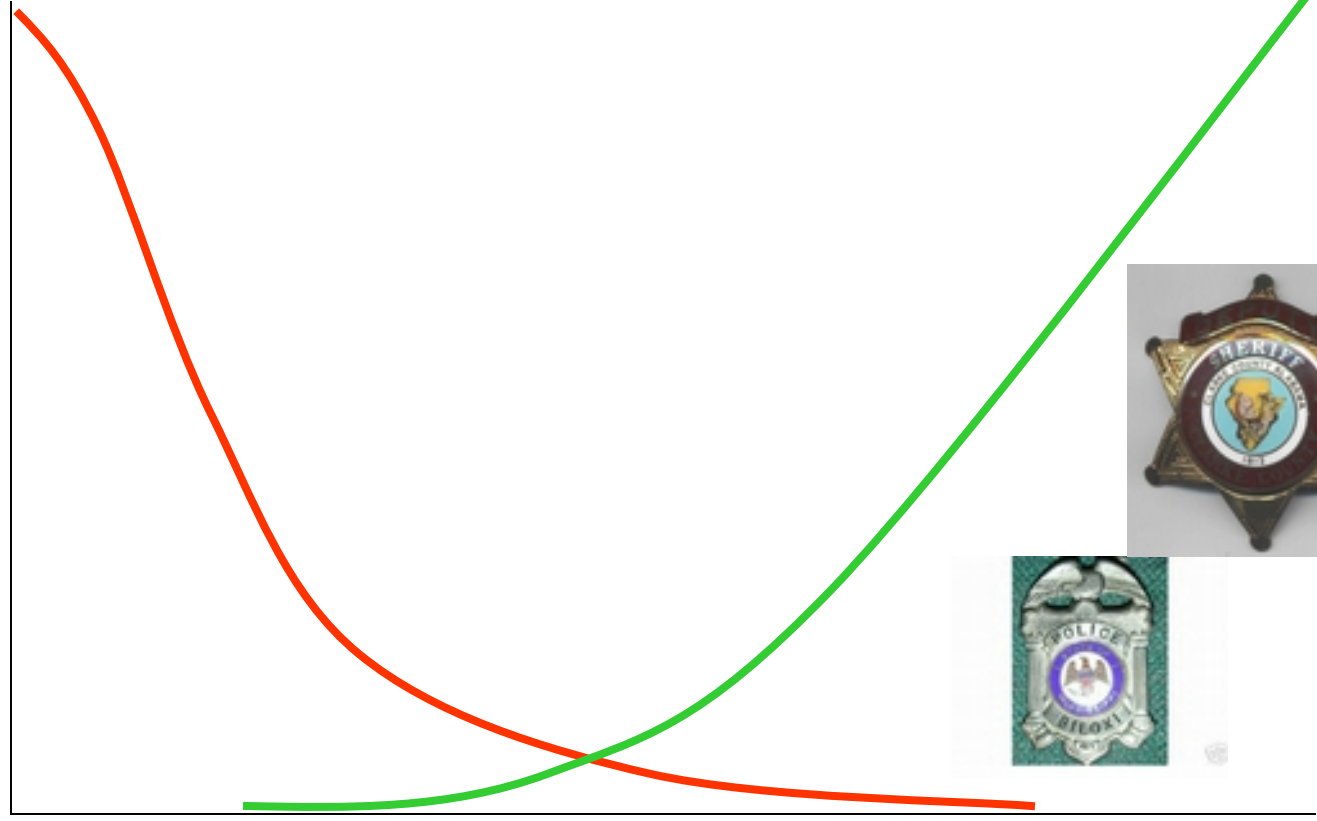

860,000 all levels of pre-hospital services:

basic EMT, intermediate EMT, paramedic

1 FEMA Staffer per 30,000 people



The number of victims newly rescued goes way down as the official forces arrive



DAYS AFTER DISASTER →

Myth #1.1: The affected population will be too shocked and helpless to take responsibility for their own survival

Myth # 1.2: Cordons are required to keep residents out



Myth # 2: Gov't employees will desert their posts as the disaster approaches



Myth #3: Crime rates will spike up during the disaster



FACTS: Just the opposite

Myth #4: Bodies must be buried ASAP to prevent epidemics





Myth #5: A good solution is to put victims in temporary settlements away from the disaster site



Myth #6: Natural disasters cause deaths & suffering at random

FACT: The poor & elderly are disproportionately affected

Myth #7: Any kind of fast disaster assistance is good

FACTS:

- Assistance can be “the second disaster”
- Whole economies have been wiped out by disaster relief
- Self-sufficiency should be the goal

Myth #7.1: Donating used clothes is a great way to help

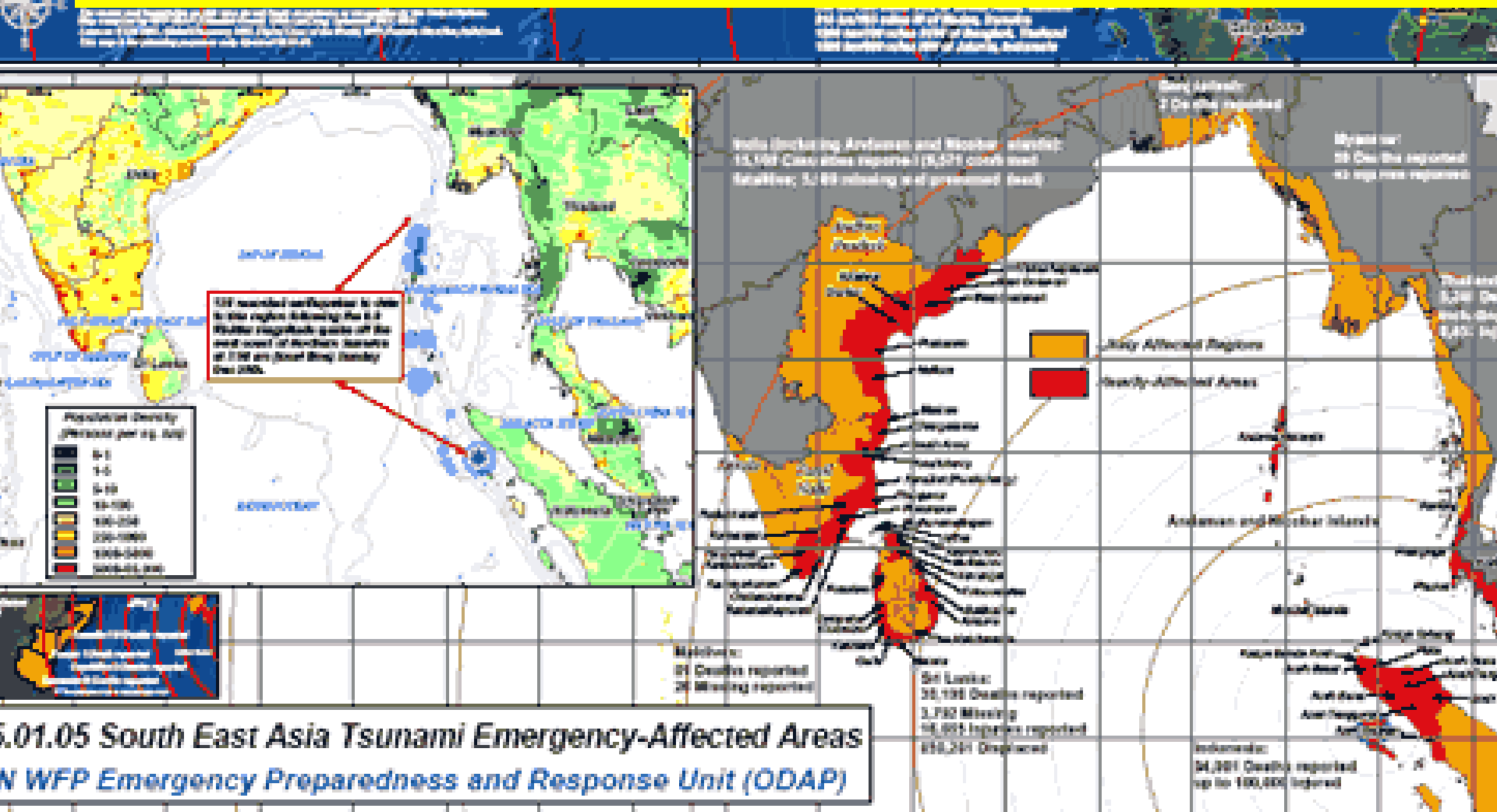
FACTS:

- Clothes are expensive to ship, store, sort and process
 - They are often inappropriate
 - They waste time
-
- DO NOT SEND USED CLOTHES !!!!

Myth #8: Pets are too unimportant to rescue




Myth #9: We cannot prevent or mitigate against natural disasters




01.05 South East Asia Tsunami Emergency-Affected Areas
 WFP Emergency Preparedness and Response Unit (ODAP)

Myth #10: Individual families can do little to help themselves or others to prepare



**American
Red Cross**





THANKS!

LewToulmin@aol.com